

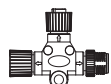
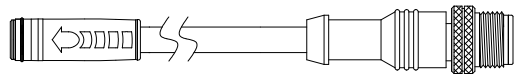


SimNet® to NMEA 2000® Adapter Kit

Installation guide

Use this SimNet® Adapter Kit to connect a Simrad® compass to an NMEA 2000® network. Follow these instructions carefully before installation.

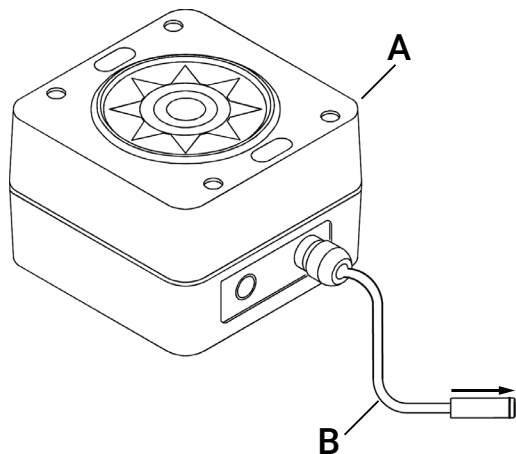
In the box



- Adapter cable
- SimNet® joiner
- NMEA 2000® T-connector

Installation

- 1 Insert the compass cable (B) into the SimNet® joiner (C) and twist the yellow band until the arrow aligns with the symbol.
- 2 Insert the adapter cable (D) into the SimNet® joiner (C) and twist the yellow band until the arrow aligns with the symbol.
- 3 Connect the other end of the adapter cable to the T-connector (E) on the NMEA 2000® network.



- A Simrad® compass
- B Compass cable
- C SimNet® joiner
- D Adapter cable
- E NMEA 2000® T-connector

